Imperial POOLS MANUFACTURING

January 2013

edition *Legacy*

2' Radius

16' x 32'

PART DESCRIPTION	PART #	NO STAIRS	8' STEEL STAIR	8' STEEL STAIR (3 CORNER LEFT)	8' STEEL STAIR (3 CORNER RIGHT)	8' PLASTIC STEP
8' PLAIN PANEL	04101	5	5	6	6	4
8' SKIMMER PANEL	04102	1	1	1	1	1
8' RETURN PANEL	04103	2	1	1	1	2
6' PLAIN PANEL	04106			1	1	
4' PLAIN PANEL	04110	4	3	2	2	3
2' PLAIN PANEL	04114		2			2
2' RADIUS CORNER PANEL	04116	4	4	3	3	4
RECT. STAIR FILLER - LEFT	04206		1	1		
RECT. STAIR FILLER - RIGHT	04207		1		1	
5" SIDE STAIR PANEL	04120			1	1	
ADJUSTABLE A-FRAME	04223	8	7	8	8	8
8' STEEL STAIR	04188B		1			
6' STEEL STAIR	04151B			1	1	
8' STEP-N-REST	07418SNR					1
NUT & BOLT PAK - 75 pcs	PAK-75					
NUT & BOLT PAK - 100 pcs	PAK-100	2	2	2	2	2
8' LIGHT PANEL	04104					

FROM A TO:	
D	35'-9 1/4"
H	10'-9 1/4"
J	24'
K	15'-7 1/2"
L	28'-10 1/4"

FROM B TO:	
C	35'-9 1/4"
H	22'-4 1/4"
J	8'
K	25'-0 3/4"
L	17'-10 3/4"

FROM C TO:	
B	35'-9 1/4"
H	15'-7 1/2"
J	28'-10 1/4"
K	10'-9 1/4"
L	24'

FROM D TO:	
A	35'-9 1/4"
H	25'-0 3/4"
J	17'-10 3/4"
K	22'-4 1/4"
L	8'

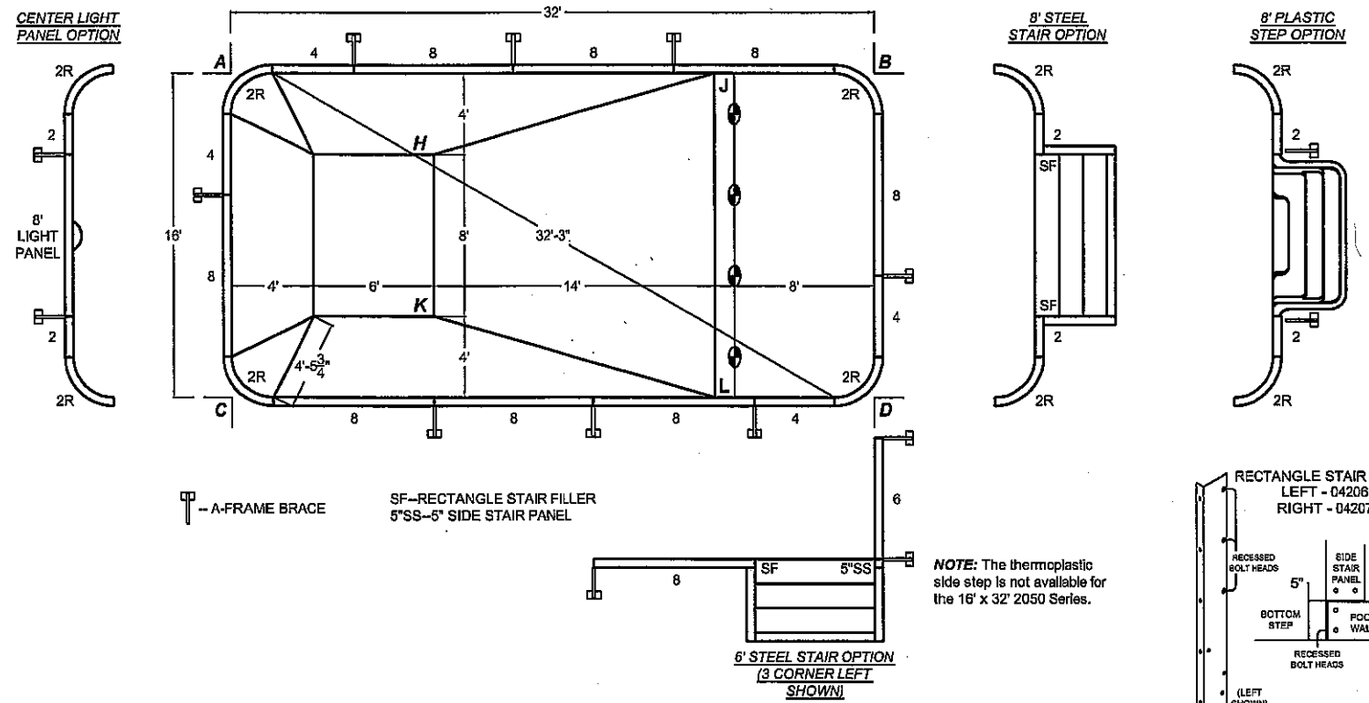

T – A-FRAME BRACE

SF–RECTANGLE STAIR FILLER
5"SS–5" SIDE STAIR PANEL

NOTE: The thermoplastic side step is not available for the 16' x 32' 2050 Series.

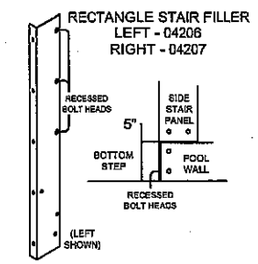

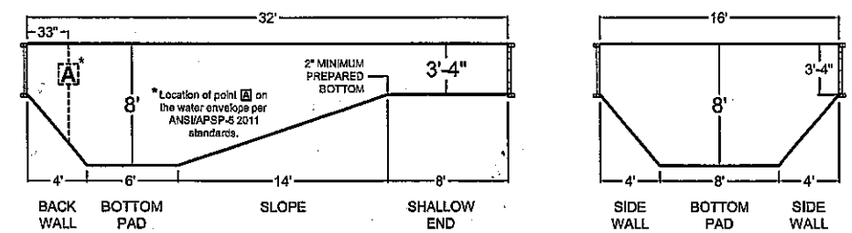

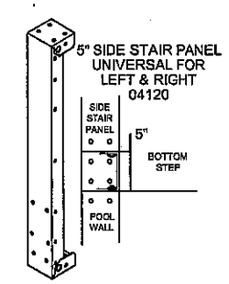

ALL DIMENSIONS ARE FINISH DIMENSIONS

DIVING PERMITTED ONLY FROM DESIGNATED DIVING AREA.

1. Pour 2500 P.S.I. concrete footing around entire perimeter, minimum 8" deep.
2. Back fill with clean earth, free of roots and debris.
3. 3' wide concrete deck is to be poured at least 3" thickness and a slope of ¼" to 1' away from the pool.
4. All inside pool dimensions are to be finished dimensions.
5. Finished bottom is to be 2" minimum of suitable material or undisturbed earth.
6. A safety line, with buoys, is to be permanently attached 1'0" to the shallow side of the point of first slope change.
7. Construction Drawing: Different methods and precautions may be dictated by various ground conditions. This is to be determined by and is the responsibility of the contractor who is not an agent of the manufacturer of the component parts.
8. Installation is to be done in accordance with all federal, state and local building codes, as well as ANSI / APSP suggested standards.

The bottom configuration shown conforms with current ANSI / APSP suggested minimum standards for pools approved for use with manufactured diving equipment. If diving equipment is installed, follow the equipment manufacturer's installation, use and safety instructions.

Volume: 17450 gal / 66050 L	Perimeter: 92' - 7" / 28.22 m	Surface Area: 508.57 ft² / 47.24 m²	Liner Sq. Ft.: 512.0000	24