

Senior/Community Center Survey

Thursday, October 20, 2022

723

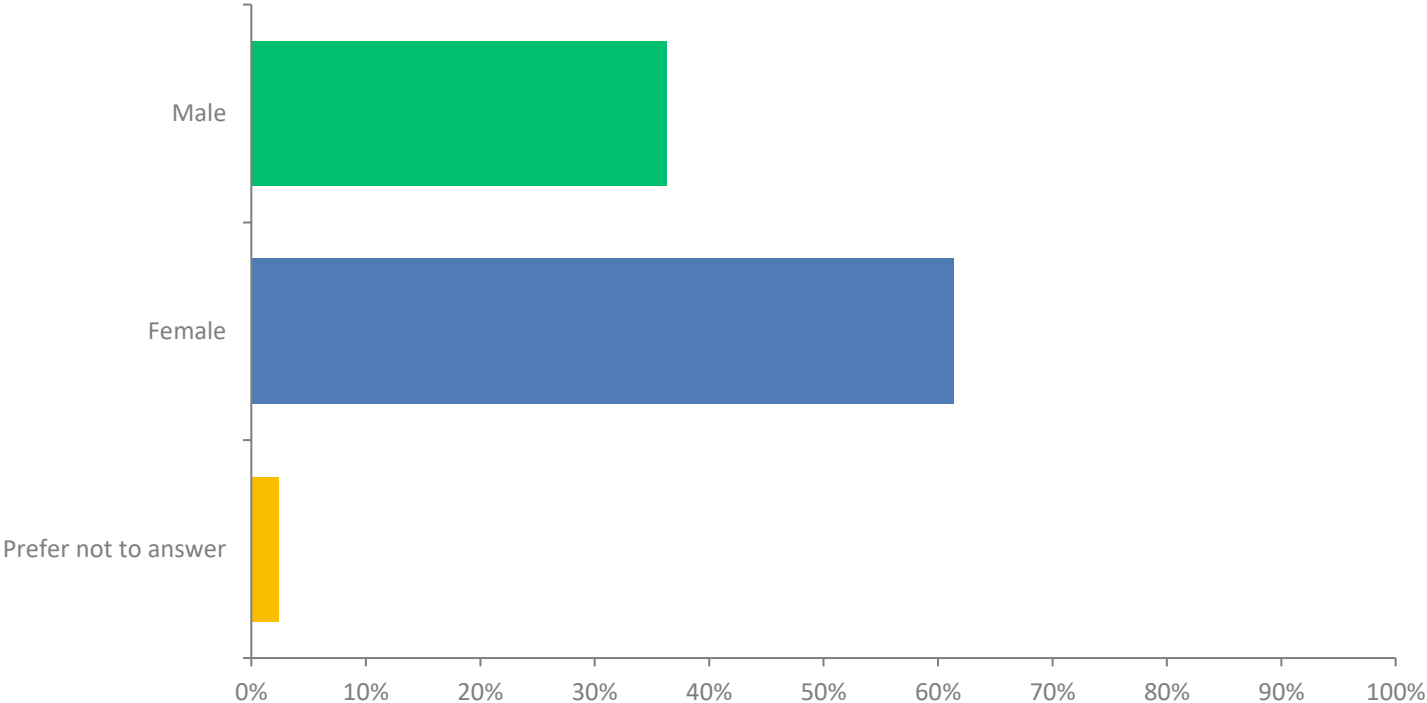
Total Responses

Date Created: Tuesday, September 20, 2022

Complete Responses: 723

Q1: What is your gender?

Answered: 719 Skipped: 4



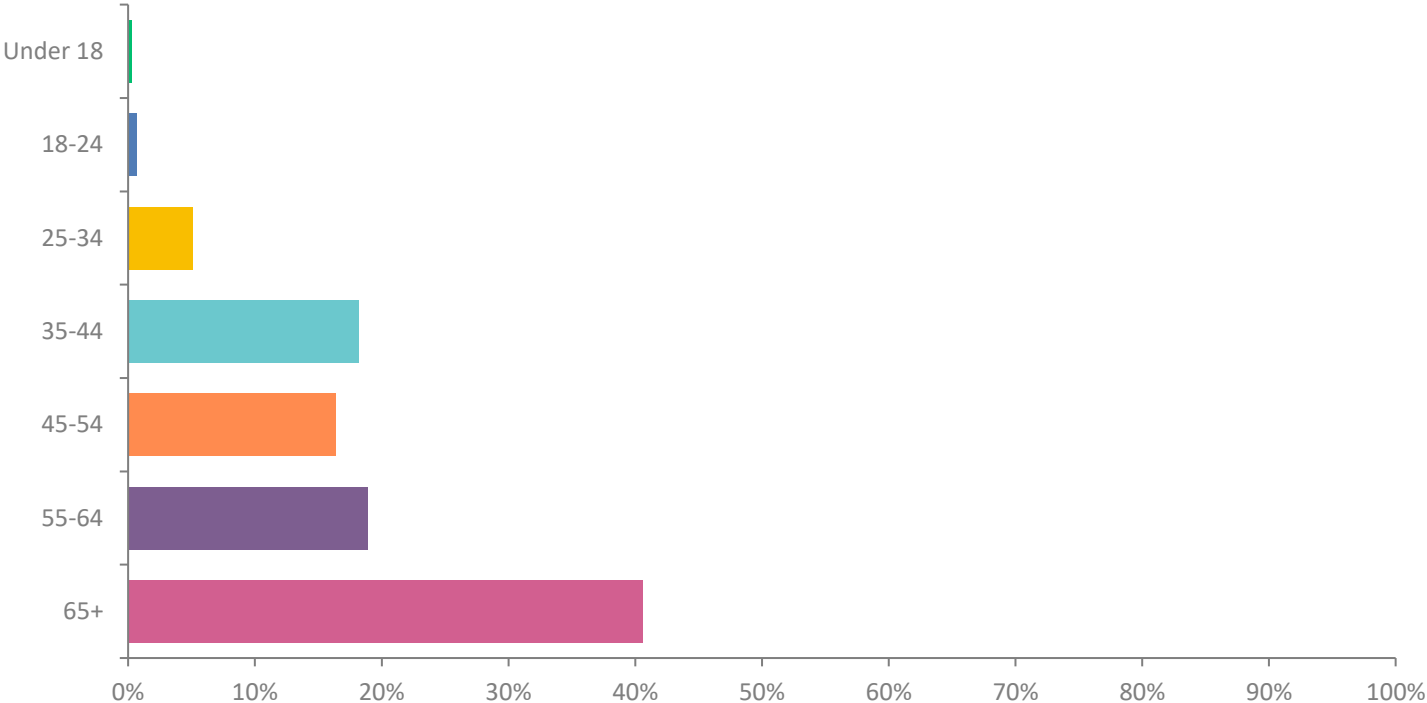
Q1: What is your gender?

Answered: 719 Skipped: 4

ANSWER CHOICES	RESPONSES	
Male	36.30%	261
Female	61.34%	441
Prefer not to answer	2.36%	17
TOTAL		719

Q2: What is your age?

Answered: 722 Skipped: 1



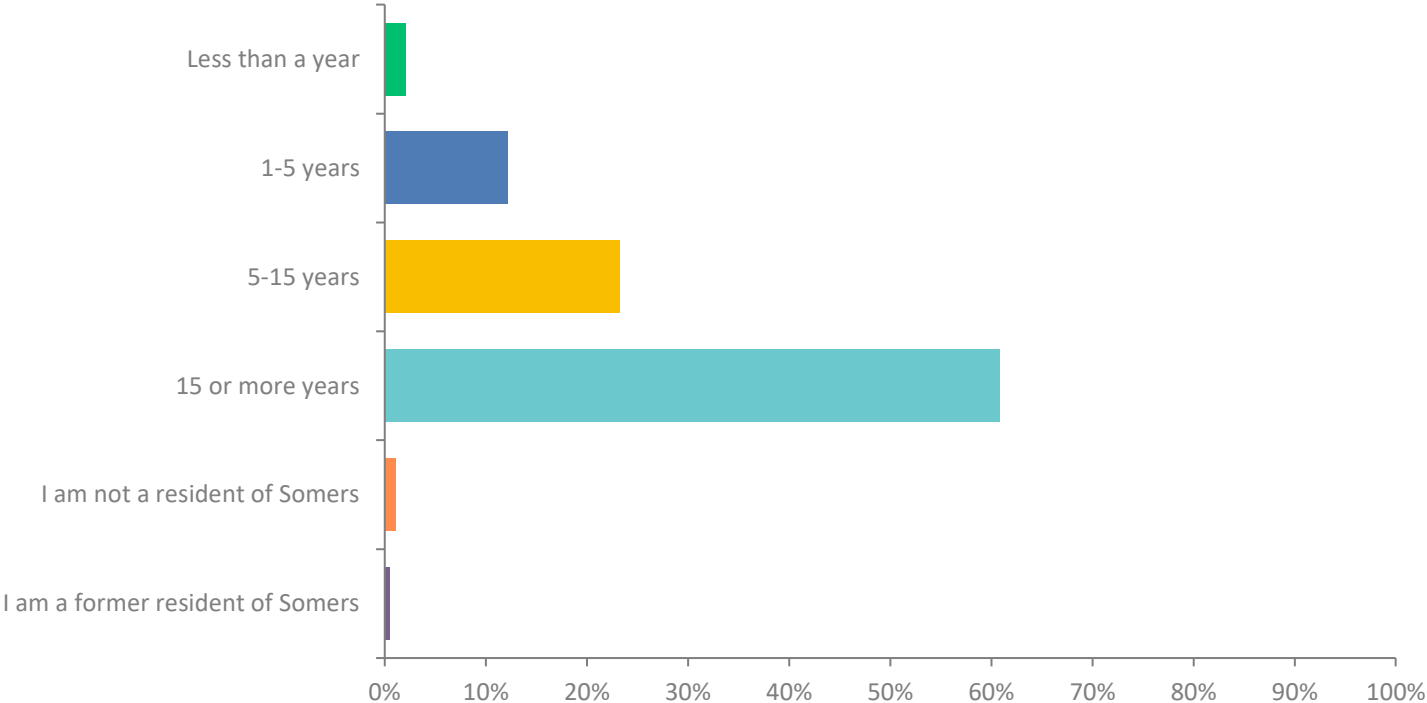
Q2: What is your age?

Answered: 722 Skipped: 1

ANSWER CHOICES	RESPONSES	
Under 18	0.28%	2
18-24	0.69%	5
25-34	5.12%	37
35-44	18.14%	131
45-54	16.34%	118
55-64	18.84%	136
65+	40.58%	293
TOTAL		722

Q3: How long have you lived in Somers?

Answered: 722 Skipped: 1



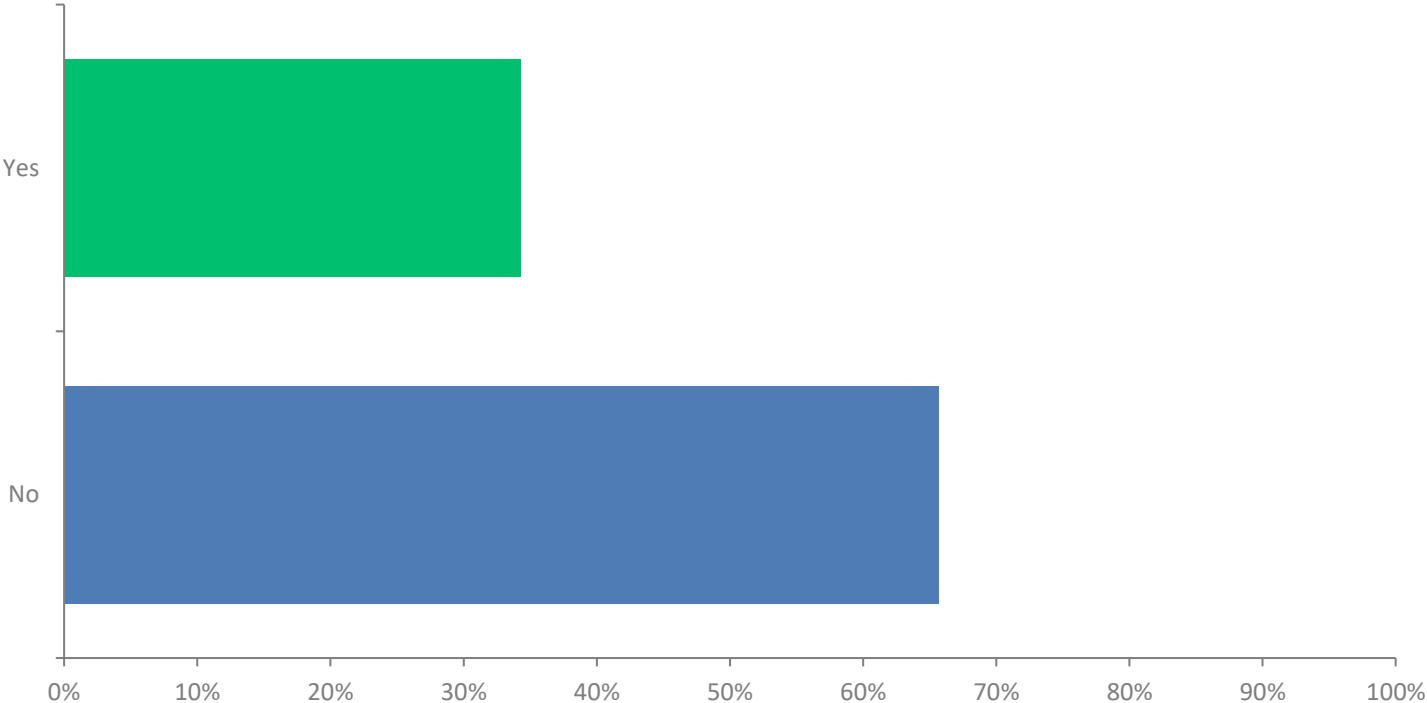
Q3: How long have you lived in Somers?

Answered: 722 Skipped: 1

ANSWER CHOICES	RESPONSES	
Less than a year	2.08%	15
1-5 years	12.19%	88
5-15 years	23.27%	168
15 or more years	60.80%	439
I am not a resident of Somers	1.11%	8
I am a former resident of Somers	0.55%	4
TOTAL		722

Q4: Do you have school age children living in your home?

Answered: 723 Skipped: 0



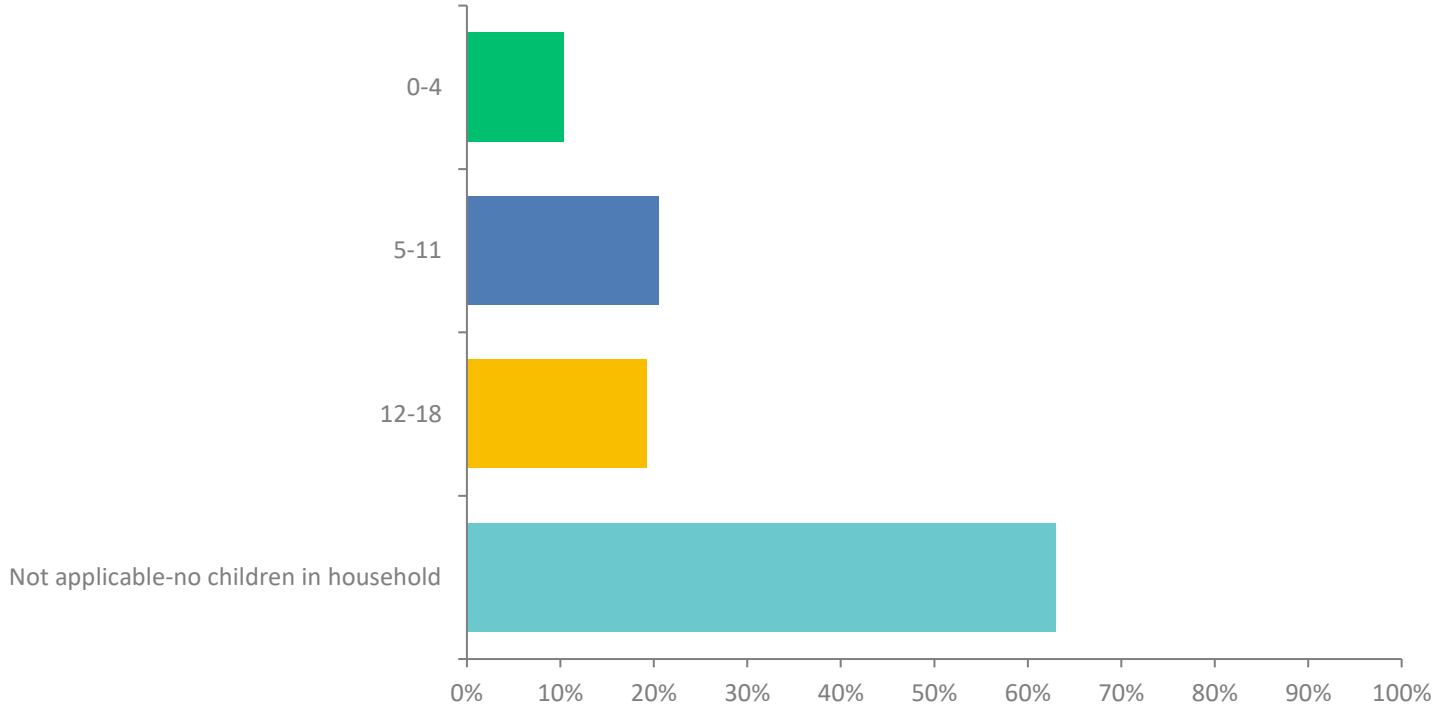
Q4: Do you have school age children living in your home?

Answered: 723 Skipped: 0

ANSWER CHOICES	RESPONSES	
Yes	34.30%	248
No	65.70%	475
TOTAL		723

Q5: If you do have children in your household, what are the age(s) of your children?

Answered: 693 Skipped: 30



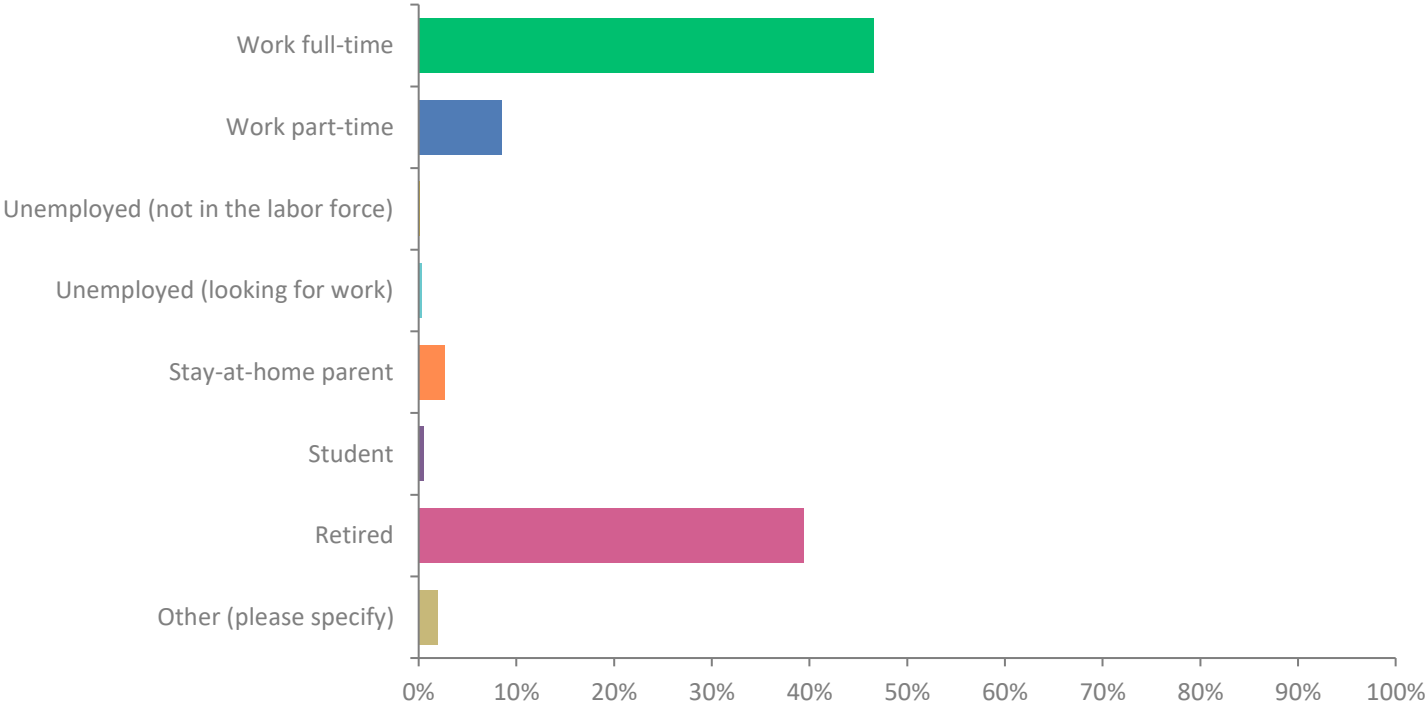
Q5: If you do have children in your household, what are the age(s) of your children?

Answered: 693 Skipped: 30

ANSWER CHOICES	RESPONSES	
0-4	10.39%	72
5-11	20.49%	142
12-18	19.19%	133
Not applicable-no children in household	62.91%	436
TOTAL		783

Q6: Which of the following best describes you?

Answered: 720 Skipped: 3



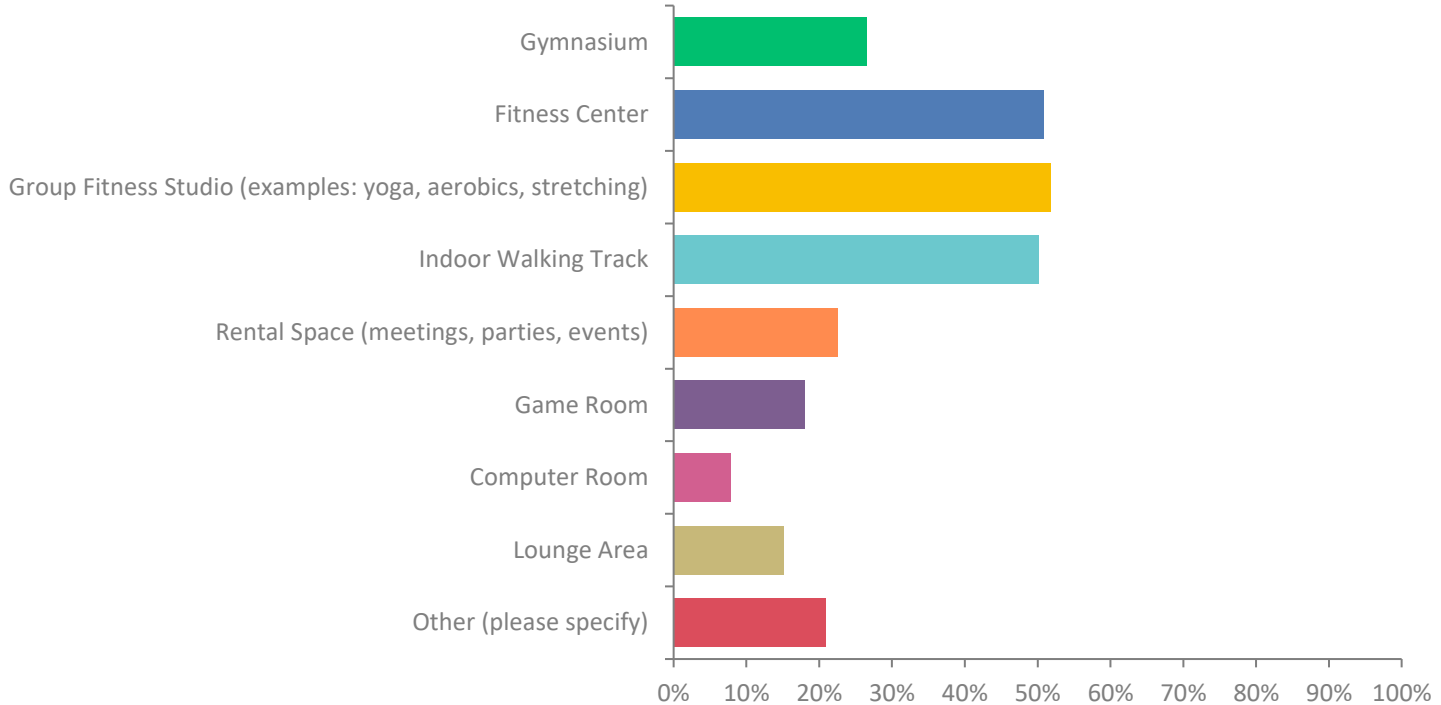
Q6: Which of the following best describes you?

Answered: 720 Skipped: 3

ANSWER CHOICES	RESPONSES	
Work full-time	46.53%	335
Work part-time	8.47%	61
Unemployed (not in the labor force)	0.14%	1
Unemployed (looking for work)	0.28%	2
Stay-at-home parent	2.64%	19
Student	0.56%	4
Retired	39.44%	284
Other (please specify)	1.94%	14
TOTAL		720

Q7: What type of recreation/community space would you like to see in the future Somers Senior/Community Center? Please select up to three (3).

Answered: 723 Skipped: 0



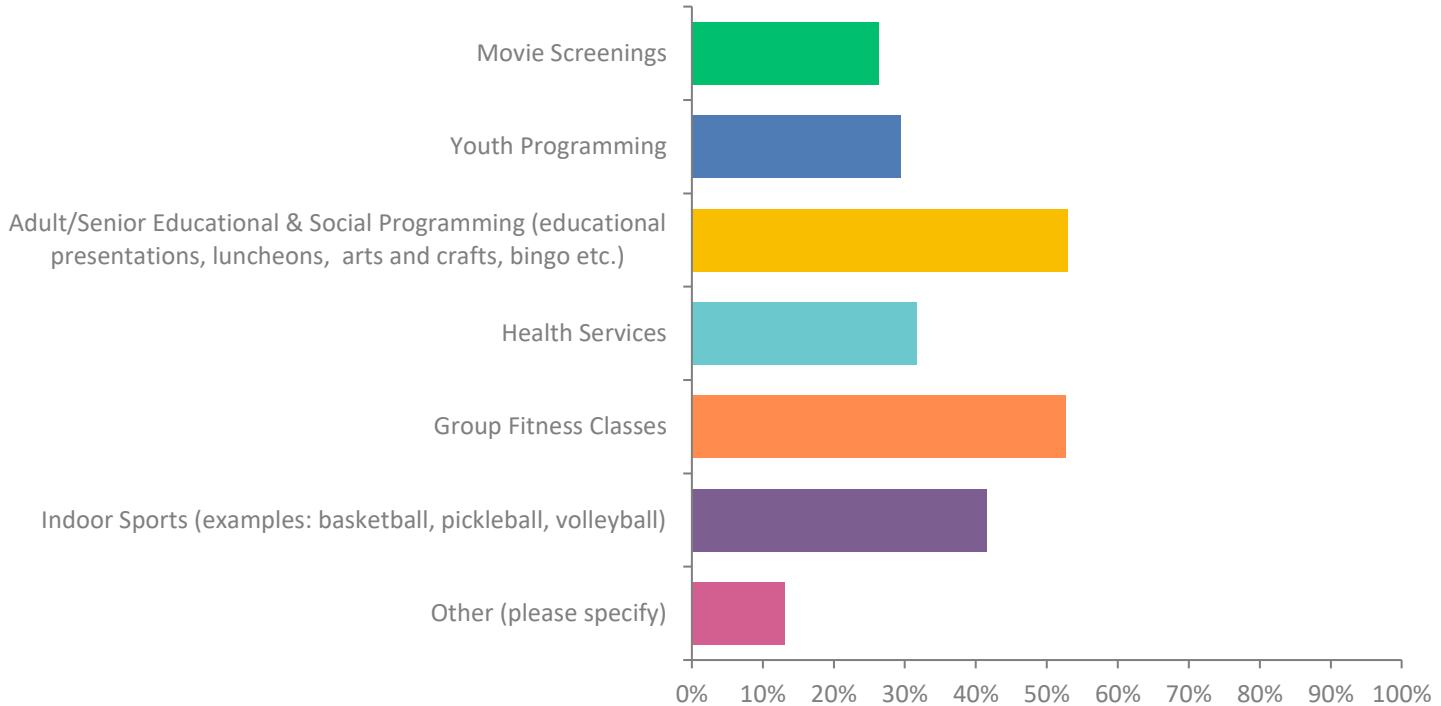
Q7: What type of recreation/community space would you like to see in the future Somers Senior/Community Center? Please select up to three (3).

Answered: 723 Skipped: 0

ANSWER CHOICES	RESPONSES	
Gymnasium	26.56%	192
Fitness Center	50.90%	368
Group Fitness Studio (examples: yoga, aerobics, stretching)	51.87%	375
Indoor Walking Track	50.21%	363
Rental Space (meetings, parties, events)	22.54%	163
Game Room	17.98%	130
Computer Room	7.88%	57
Lounge Area	15.08%	109
Other (please specify)	20.89%	151

the future Somers Senior/Community Center? Please select up to three (3).

Answered: 723 Skipped: 0



Q8: Which activities would you be most interested in participating in at the future Somers Senior/Community Center? Please select up to three (3).

Answered: 723 Skipped: 0

ANSWER CHOICES	RESPONSES	
Movie Screenings	26.28%	190
Youth Programming	29.46%	213
Adult/Senior Educational & Social Programming (educational presentations, luncheons, arts and crafts, bingo etc.)	52.97%	383
Health Services	31.67%	229
Group Fitness Classes	52.70%	381
Indoor Sports (examples: basketball, pickleball, volleyball)	41.49%	300
Other (please specify)	13.14%	95
TOTAL		1791